




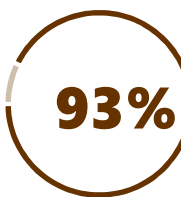
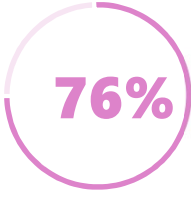


		<h1 style="text-align: center;">TUMAINI JUNIOR</h1>						
<b>REGION: ARUSHA</b> <b>DISTRICT: KARATU</b>		<b>SCHOOL AVERAGE</b>		<b>255.3</b>		<b>BAND</b> <b>2</b>		
				<b>CATEGORY</b>		<b>BELOW 40</b>		
SUBJECT PERFORMANCE ANALYSIS								
SUBJECT NAME		AVG	%	RNK	<div style="display: flex; flex-wrap: wrap; justify-content: space-around;"> <div style="text-align: center;">  <p><b>90%</b></p> <p>KISWAHILI</p> </div> <div style="text-align: center;">  <p><b>93%</b></p> <p>ENGLISH</p> </div> <div style="text-align: center;">  <p><b>80%</b></p> <p>SCIENCE</p> </div> <div style="text-align: center;">  <p><b>79%</b></p> <p>MATHEMATICS</p> </div> <div style="text-align: center;">  <p><b>93%</b></p> <p>SOCIAL STUDIES</p> </div> <div style="text-align: center;">  <p><b>76%</b></p> <p>CIVIC &amp; MORAL</p> </div> </div>			
ENGLISH		46.5	93%	1				
SOCIAL STUDIES		46.4	93%	2				
KISWAHILI		44.8	90%	3				
SCIENCE		40.0	80%	4				
MATHEMATICS		39.7	79%	5				
CIVIC & MORAL		37.8	76%	6				
BOYS/GIRLS PASS RATE		STD	AVG	%				
BOYS		16	0.67	67%				
GIRLS		8	0.33	33%				
GRADE ANALYSIS SUMMARY					<div style="text-align: center;"> <h3>BOY'S VS GIRLS' PASSRATE (%)</h3> <div style="display: flex; justify-content: space-around; align-items: center;"> <div style="text-align: center;">  <p><b>BOYS</b></p> <p><b>67%</b></p> </div> <div style="text-align: center;">  <p><b>GIRLS</b></p> <p><b>33%</b></p> </div> </div> </div>			
SUBJECT NAME/GRADE		A	B	C			D	E
MATHEMATICS		12	11	1			0	0
KISWAHILI		21	3	0			0	0
ENGLISH		22	2	0			0	0
SCIENCE		13	8	3			0	0
SOCIAL STUDIES		22	2	0			0	0
CIVIC AND MORAL		6	14	3			0	0
OVERALL GRADE ANALYSIS		NO.	SEATED	%				
A		18	24	75%				
B		6		25%				
C		0		0%				
D		0	0	0%				
E		0		0%				
OVERALL PERFORMANCE ANALYSIS								
REGISTERED		24		100%				
SEATED		24		100%				
ABSENTEES		0		0%				
PASSED		24		100%				
FAILED		0		0%				
SCHOOL POSITION		1						
TOTAL SCHOOLS		5						

INDEX	NAME	SEX	MATHEMATICS		KISWAHILI		ENGLISH		SCIENCE		SOCIAL STUDIES		CIVIC & MORAL		TOTAL	AVERAGE	OVR GRADE	SCH POSITION	OVERALL POSITION
1	MARTINE JULIUS PETEY	M	46	A	50	A	49	A	44	A	50	A	42	A	281	47	A	1	11
2	SOPHIA PAPAI OLARIMBA	F	44	A	47	A	49	A	44	A	50	A	42	A	276	46	A	2	18.5
3	ALEXANDA VALLERLY PETER	M	48	A	47	A	48	A	44	A	48	A	40	B	275	46	A	4	22.5
4	ANGEL ALBERTO PETER	F	42	A	50	A	49	A	42	A	50	A	42	A	275	46	A	4	22.5
5	SION STEPHANO KERIKA	M	40	B	48	A	48	A	46	A	48	A	38	B	268	45	A	5	39.5
6	SOKOINE MUSSA TINDIRA	M	42	A	44	A	46	A	46	A	48	A	40	B	266	44	A	6	43.5
7	AUGUSTINE JOSEPH LULU	M	44	A	44	A	45	A	40	B	50	A	42	A	265	44	A	7	46.5
8	LAZARO BARAKA PASWA	M	44	A	43	A	48	A	42	A	46	A	40	B	263	44	A	8	53.5
9	FAUSTA LESIKAR MOSES	F	39	B	46	A	49	A	36	B	48	A	44	A	262	44	A	10	58.5
10	VERONICA JOSEPH IKAYO	F	40	B	48	A	48	A	38	B	48	A	40	B	262	44	A	10	58.5
11	ISAYA TORMAN KIPUYO	M	42	A	43	A	48	A	44	A	44	A	40	B	261	44	A	12	63.5
12	KILEKU EMMANUEL	M	34	B	39	B	48	A	50	A	44	A	46	A	261	44	A	12	63.5
13	JUSTINE PETEY JULIUS	M	36	B	48	A	45	A	42	A	46	A	42	A	259	43	A	13	69
14	NEYESU OLOGOTOI	F	42	A	50	A	48	A	38	B	44	A	36	B	258	43	A	14	73.5
15	NGOLUI LEMBOSE	M	42	A	44	A	47	A	36	B	48	A	38	B	255	43	A	15	84.5
16	SIMON JAMES	M	40	B	42	A	40	B	42	A	50	A	38	B	252	42	A	16	93.5
17	MAGRETH PILLIARD MUNGA	F	32	B	50	A	46	A	48	A	46	A	28	C	250	42	A	17	102
18	RAMATO LEKUMOK LARAMATO	M	36	B	43	A	46	A	40	B	40	B	38	B	243	41	A	18	128

INDEX	NAME	SEX	MATHEMATICS		KISWAHILI		ENGLISH		SCIENCE		SOCIAL STUDIES		CIVIC & MORAL		TOTAL	AVERAGE	OVR GRADE	SCH POSITION	OVERALL POSITION
19	ELIA PHILIPO LORMUNYEI	M	44	A	42	A	42	A	34	B	46	A	32	B	240	40	B	19	134
20	SAMWEL ELIAS KAISOY	M	32	B	41	A	48	A	40	B	48	A	30	C	239	40	B	20	138.5
21	CECILIA LONGOI	M	36	B	46	A	48	A	28	C	46	A	32	B	236	39	B	21	153
22	SARAH NDOIKA	F	28	C	45	A	48	A	42	A	40	B	30	C	233	39	B	22	161.5
23	MERRY GABRIEL	F	36	B	39	B	43	A	30	C	46	A	34	B	228	38	B	23	174.5
24	LARAMATO KOLONJOI	M	44	A	36	B	40	B	24	C	42	A	34	B	220	37	B	24	183.5